



The 41st International Symposium on Combustion

Kyoto, Japan

26 July - 31 July 2026

Program Co-Chairs

Prof Osamu Fujita

Prof Venkat Raman



U.S. Government Submitting Completed 4-page Paper Procedures

I. Login to your CMT account

Login to your CMT account using the following link to submit to the conference, [Conference Management Toolkit - Login](#) or copy and paste this link into your search bar:

<https://cmt3.research.microsoft.com/User/Login?ReturnUrl=%2FISOC2026>

Microsoft CMT

Email *

Email

Password *

Password

Log In

[Forgot your password?](#) | [New to CMT? Register](#)

II. Editing your submission and updating your conflicts after you have submitted

- 1) In the Author Console, you will see a list of all your submissions.
- 2) Find the submission you want to change.
- 3) To make changes to a submission, click “Edit Submission” on the right side of your submission.

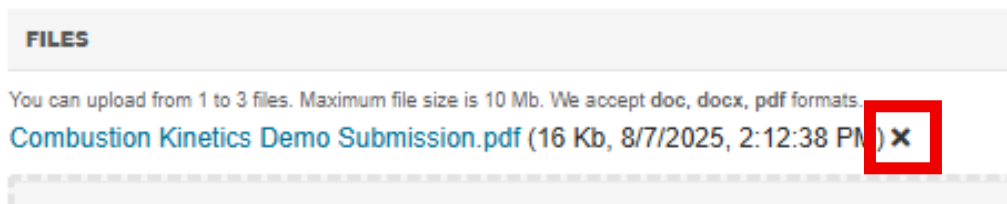
Submission:

 [Edit Submission](#)  [Edit Conflicts](#)  [Delete Submission](#)

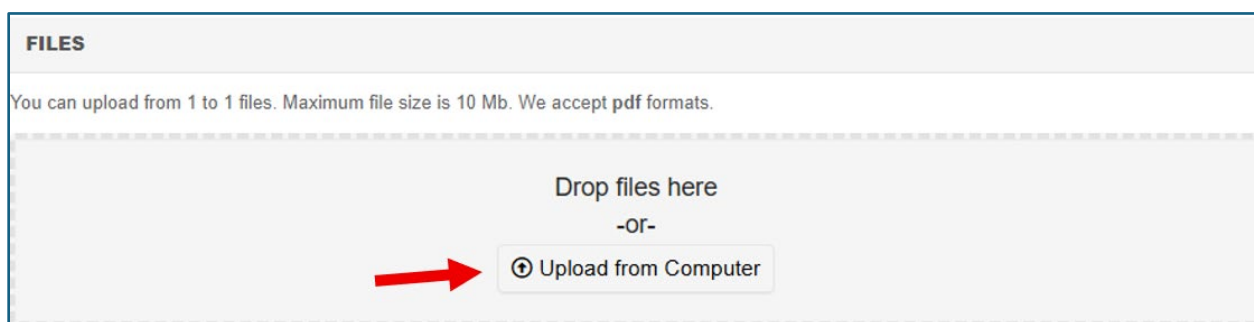
III. Uploading a new PDF document

You must delete your old file before uploading a new one. The system only allows one file.


- 1) To delete your previous file, select the X next to the previous submission file.



- 2) To upload your updated submission, you can either drag your file into the gray box or select the “Upload from computer” button. Ensure your final submission file is in PDF format under 10 Megabytes.



- 3) Select “Save Changes” at the bottom of your screen, this ensures that any changes you have made to your submission are updated.



After you have completed the process of uploading your 4-page submission file, the CI will perform a technical check and place your submission in the colloquium selected during the submission process for evaluation.